

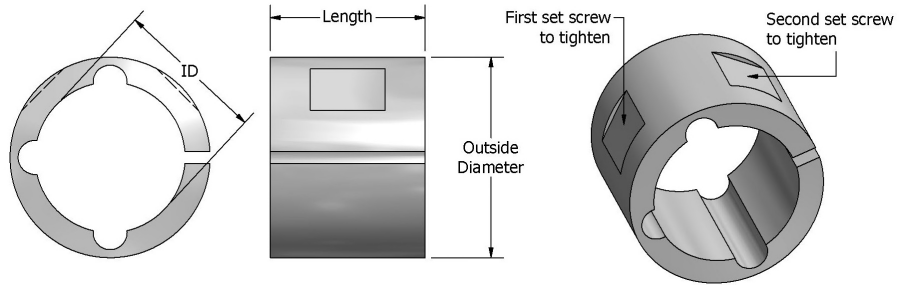
PCB

COUPLINGS

Bore Reducers (Adapters)

Hardened Stainless Steel

PCB



Hardened Stainless Steel

Patented design

Designed for use with two set screws @ 90 deg.



Will not mark shaft

25% greater holding power than standard split collar

Part Number	OD	Bore ID	Length
PCB.24.16	0.250	0.1250	0.221
PCB.24.17	0.250	0.1563	0.221
PCB.24.19	0.250	0.1875	0.221
PCB.24.18	0.250	4 mm	0.221
PCB.24.20	0.250	5 mm	0.221
PCB.36.24	0.500	0.2500	0.449
PCB.36.27	0.500	0.3125	0.449
PCB.36.31	0.500	0.3750	0.449
PCB.36.22	0.500	6 mm	0.449
PCB.36.28	0.500	8 mm	0.449
PCB.36.32	0.500	10 mm	0.449
PCB.41.34	0.625	0.4375	0.460
PCB.41.36	0.625	0.5000	0.460
PCB.41.39	0.625	0.5625	0.460
PCB.41.32	0.625	10 mm	0.460
PCB.41.35	0.625	12 mm	0.460
PCB.41.38	0.625	14 mm	0.460
PCB.47.31	0.750	0.3750	0.646
PCB.47.36	0.750	0.5000	0.646
PCB.47.41	0.750	0.6250	0.646

Part Number	OD	Bore ID	Length
PCB.47.44	0.750	0.6875	0.646
PCB.47.35	0.750	12 mm	0.646
PCB.47.42	0.750	16 mm	0.646
PCB.50.41	0.875	0.6250	0.755
PCB.50.44	0.875	0.6875	0.755
PCB.50.47	0.875	0.7500	0.755
PCB.50.38	0.875	14 mm	0.755
PCB.50.42	0.875	16 mm	0.755
PCB.50.45	0.875	18 mm	0.755
PCB.53.41	1.00	0.6250	0.773
PCB.53.47	1.00	0.7500	0.773
PCB.53.48A	1.00	0.8125	0.773
PCB.53.50	1.00	0.8750	0.773
PCB.53.45	1.00	18 mm	0.773
PCB.53.48	1.00	20 mm	0.773
PCB.57.53	1.250	1.0000	0.793
PCB.57.53B	1.250	1.0620	0.793
PCB.57.55	1.250	1.1250	0.793
PCB.57.51	1.250	24mm	0.793
PCB.57.52	1.250	25mm	0.793

ondrives.us

 1-888-260-7466
 516-771-6444

 sales@ondrivesus.com
 www.ondrivesus.com