

LCS

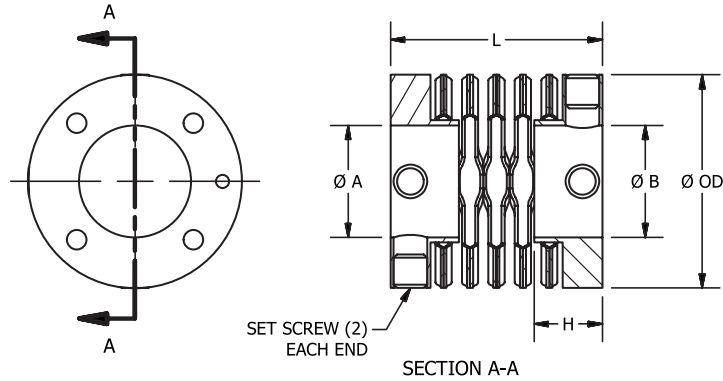
COUPLINGS

LCS

Servo-Beam™

Flexibility of a bellows coupling with torsional stiffness and strength of a disc coupling

Ideal for servo/drive applications



Short version, 420 Stainless flex beams, 416 Stainless hubs

Part Number	OD (in)	L (in)	Inch or Metric Bore		H (in)	Set Screw	Max Torque (in-lb)	Misalignment			Max RPM	Weight (oz)	Torsional Stiffness (in-lb/deg)
			Min	Max				Axial (in)	Radial (in)	Angular			
LCS.19	0.750	0.750	0.125"	7mm	0.240	M3x0.5	12	0.020	0.010	7°	10000	0.84	11
LCS.25	1.000	1.000	0.250"	13mm	0.345	M3x0.5	24	0.025	0.015	7°	7500	1.60	27
LCS.32	1.250	1.250	0.375"	16mm	0.386	M5x0.8	48	0.030	0.015	7°	7500	2.45	51
LCS.38	1.500	1.500	0.500"	0.750"	0.505	M5x0.8	75	0.030	0.020	7°	5000	4.94	89
LCS.44	1.750	1.750	0.625"	23mm	0.550	M5x0.8	135	0.040	0.020	7°	5000	7.59	135
LCS.51	2.000	2.000	0.750"	26mm	0.555	M5x0.8	180	0.050	0.025	7°	3750	11.26	205
LCS.63	2.500	2.500	0.875"	32mm	0.615	M6x1.0	300	0.050	0.025	7°	3750	18.67	395

SIZE	AVAILABLE BORES LCS																												
	INCH														METRIC														
	1/8	3/16	1/4	5/16	3/8	1/2	5/8	3/4	7/8	1	1-1/8	1-1/4	4	5	6	8	10	11	12	14	15	16	18	19	20	24	25	30	32
19														
25												
32												
38											
44										
51										
63								
Code	16	19	24	27	31	36	41	47	50	53	55	57	14	20	22	28	32	33	35	38	40	42	45	46	48	51	52	56	58

Ondrives Servo-Beam™ should be your coupling choice:

7° angular compensation

Zero backlash

Replace Bellows coupling, save up to 45%

420 Stainless Steel flexible beams

RPM up to 10,000

Torque to 300 in-lbs


CAD files on our website


On-Line Ordering Available

Made in USA 

Testing in your application is necessary. You will need to assess duty cycles and confirm suitability with your own calculations. All figures listed are to be used for guidance only.

ondrives.us

 1-888-260-7466

 516-771-6444

 sales@ondrivesus.com

 www.ondrivesus.com