

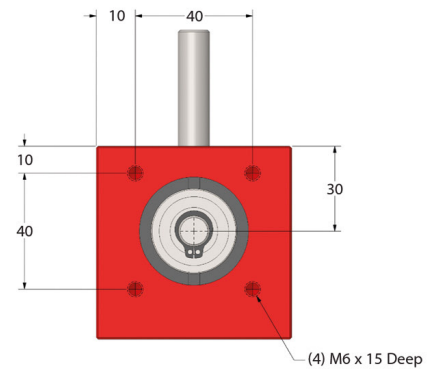
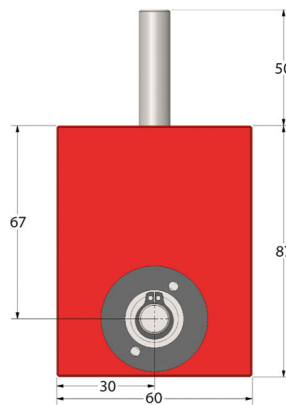
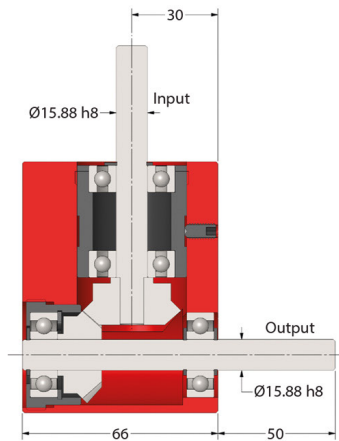
BL18

GEARBOXES

BL18

Bevel Tee Gearbox

Right Angled Drive & Hardened Teeth 4 – 10 Nm **1:1**



Part Number

BL18-XH-1

Ratio

1:1 Hardened

Efficiency at 1000 Rpm

88%

Weight: 1.3 kg

Backlash: $\approx 1^\circ$

Max. Input Speed: 2,000 Rpm.

Greased for Life: Shell Gadus S2 V220AD 2.

Testing in your application is necessary.
You will need to assess duty cycles and confirm
gearbox suitability with your own calculations.
All figures listed are to be used for guidance only.

Output Torque Nm

RPM	Reduction Ratio
Input	1:1 Hardened
2000	4.0
1000	4.6
500	5.4
200	6.4
100	7.0
50	7.8
10	10.0

ondrives.us

☎ 1-888-260-7466

📠 516-771-6444

💻 sales@ondrivesus.com

🌐 www.ondrivesus.com